



Fantastic Phonics

Book 6 – The Hen in a Pen

PHONEMIC AWARENESS (Identifying sounds in language)

- focus on short vowel sound / e /

PLURALS

Explain that, when there is more than one object (like a hen), then we add a “s” to the end of the word to indicate “more than one” – a plural

- But also explain that some words are different; when we have more than “one man”, we don’t say “mans”, we say “men”. More than one “woman” is “women”.
- More than one ‘child’ is “children”
- More than one “foot” is “feet”
- More than one “person” is “people”

But that MOST OF THE TIME we add an “s” to the end of the word to show “more than one”

Say to your child	Together
<p>The FIRST sound in ‘hen’ is / h /</p> <p>Listen, / h / (huh), short and sharp</p>	<ul style="list-style-type: none"> • The first sound of ‘hen’ is ... • (say together) / h / “huh” • Now the child repeats for you to hear/check.
<p>The MIDDLE sound in ‘hen’ is / e /</p> <p>Listen, / e / (short vowel)</p>	<ul style="list-style-type: none"> • The middle sound of ‘hen’ is ... • (say together) / e / “e” short vowel • Now the child repeats for you to hear/check.
<p>The END sound in ‘hen’ is / n / (nn)</p> <p>Listen, / n /</p>	<ul style="list-style-type: none"> • The end sound of ‘hen’ is ... • (say together) / n / “nn” • Now the child repeats for you to hear/check.
<p>Let’s blend the sounds together.</p> <p>/ h / + / e / + / n / makes “h-e-n”</p>	<ul style="list-style-type: none"> • Now let’s blend the sounds together. • / h / + / e / + / n / makes “h-e-n” • And the word is “hen”
<p>Repeat for additional words - hen, hens, ten, pen, den, Ben, Ken, has, his, is Explain that Ken and Ben are names (PROPER NOUNS) and are capitalised</p>	

Sight Words

The, they

and, is, on, at, of

Reinforce that these words CAN be decoded.

PHONOLOGICAL AWARENESS (linking Sounds with Letters)

Make sure you distinguish between the **Name of the Letter** and the **Sound it Makes**

Linking letters and sounds	Together
Hold up the lowercase letter “ h “ Say “this letter is called “h” (‘aitch’) and the sound it makes is / h/ (“huh” – short & sharp)	Together ... The letter is called “ h ” and the sound is / h / (huh) As in ‘hen’
Use your lowercase letter cards to work through the additional words hen, hens, ten, pen, den, Ben, Ken, has, his, is	

Identifying sounds in Words

Form the word **hen** using lowercase cards. Point to each letter and make the phonic sounds;

/h/ - /e/ - /n/

Remove the letter ‘h’ and ask, “what sound have I removed”

Child should respond / h / (sound)

Ask, “what sounds are left – point to the letters and make the sounds”

Child should point and respond, /e/ + /n/

Ask, “what sounds does /e/ + /n/ make together”

Child should point and respond /e/n/

Then put the letter back into position and ask, “what does the letters make now”

Child should point to each letter, say each sound, and finish with HEN

Repeat by removing the END letter

Use your lowercase letter cards to work through the additional words

hen, hens, ten, pen, den, Ben, Ken, has, his, is

Re-Arrange Letters

Choose the letters **h, e, n** from your letter cards and arrange them so they DON'T form a word

Say the word **HEN**, and sound it out /h/e/n/

Ask your child to arrange the letters to create the word

Continue for words pen, men, ten, den , the, they

Rhyme	Rhyme Detection
1	Read the following words and ask the child to tell you the words that DO rhyme with HEN (e,g, the 'en' sound) hen, the, hens, is, ten, has, pen, cat, den, rat, his, is
2	Read the list again and ask the child which words DO NOT rhyme with HEN
3	Say the word "HEN" and ask the child to suggest two words that rhyme
4	Select the letters h, t, p, d, B, K, e, n, i, s, a from your cards Ask the child to use the letter cards to form the words ... hen, hens, ten, pen, den, Ben, Ken, has, his



Fantastic Phonics

www.teachtheworldtoread.com

Book 6 Worksheets

The Hen in a Pen - sound is short vowel / e /

Read the Phonemic awareness guide so you can explain.

Sound each letter separately	Then blend, stressing the vowel. Watch the teacher video!!!	Then say as a blended whole word
h e n	h-e-n	hen
p e n	p-e-n	pen
m e n	m-e-n	men
t e n	t-e-n	ten
h e n s	h-e-n-s	hens
a n d	a-n-d	and

Sight words

The	the	is	at	on	off
-----	-----	----	----	----	-----



Fantastic Phonics

www.teachtheworldtoread.com

Parent says the words (**hen, pen, the, men, ten, hens**) and sounds each one out and asks the child to fill in the missing letter.

h _ n

pe _

_ he

m _ n

te _

_ ens

Ask your child to re-arrange the letters to form a word - help them by "saying and sounding" each word (**hen, men, ten, pen**)

ehn

nme

net

npe

Read the sentence, and ask your child to write the words in correct order below (**Ten hens in the pen.**)

in pen. Ten the hens



Fantastic Phonics

www.teachtheworldtoread.com

EXTRA WORDS

POINT to each letter and "SOUND" them separately	Then blend, stressing the vowel.	Then say as a blended whole word
p e n s	p-e-n-s	pens
c a t s	c-a-t-s	cats
r a t s	r-a-t-s	rats
m a t s	m-a-t-s	mats
v a n s	v-a-n-s	vans
l a d s	l-a-d-s	lads
d a d s	d-a-d-s	dads
p e t s	p-e-t-s	pets



Fantastic Phonics

www.teachtheworldtoread.com

Create a sentence

Ask your child to create and write a freeform sentence using the words below.

- It can be long or short, and does not have to use all the words.
- It does not have to be a sentence from the story.
- It can use the same word twice
- **You may have to do the handwriting exercises first.**
(Examples: 'Ten men and a hen.' - "The men sat in the pen." - "Ten hens ran to the pen.")

Hen, hens, pen, men, is, on, to the, a, man, ran, sat, ten,
and.

Sentence 1

Sentence 2

What word does not rhyme

Ask your child to read out and identify the word that doesn't rhyme

men, hen, pen, pat, den

hen, ten, tan, pen, den

hen, bed, men, pen, den



Fantastic Phonics

www.teachtheworldtoread.com



Fantastic Phonics

www.teachtheworldtoread.com

Complete the sentences

Ask your child to choose a word (below) to complete the sentences.
If your child cannot remember the sentences, they can re-read the story.

(The words below are in the correct order)

hen hens ten men pen

The ___ is in the pen.

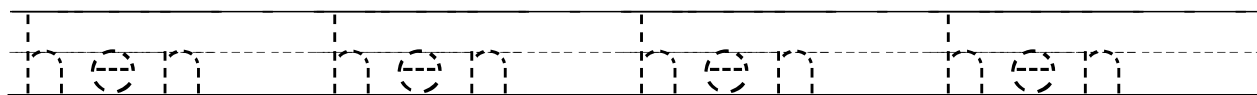
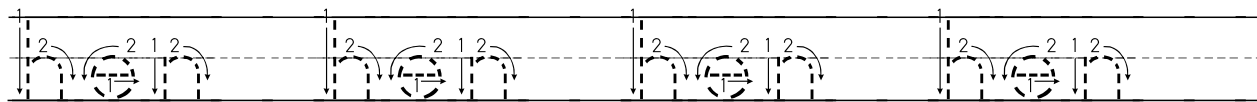
The ___ in the pen.

___ hens in the pen.

The ___ in the pen.

Ten men and ten hens in the ___.

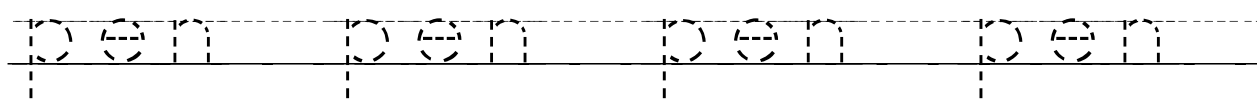
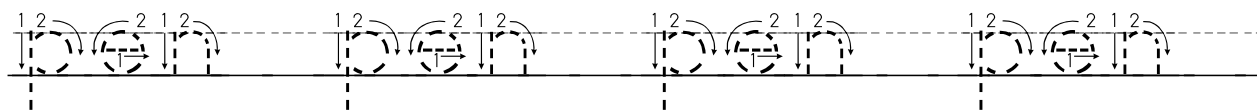
hen hen hen hen



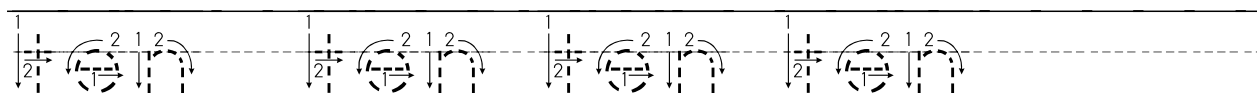
men men men men



pen pen pen pen



ten ten ten ten



The hen is in the pen.

The hen is in the pen.

The hen is in the pen.

Ten hens in the pen.

Ten hens in the pen.

Ten hens in the pen.

The men in the pen.

The men in the pen.

The men in the pen.

Ten men and ten hens.

Ten men and ten hens.

Ten men and ten hens.

The hens in the
pen. Ten men and
ten hens in the pen.

The hens in the

pen. Ten men and

ten hens in the pen.

The hens in the

pen. Ten men and

ten hens in the pen.



Fantastic Phonics

Puzzles

Copyright 2014 www.FantasticPhonics.com

Book 06 Puzzle – style 1



Words used

HEN
PEN
MEN
TEN
DEN
BEN
THEN
FED
GEM
LED
WED
NED

Book 06 Puzzle – style 2



Words used

HEN
PEN
MEN
TEN
DEN
BEN
THEN
FED
GEM
LED
WED
NED

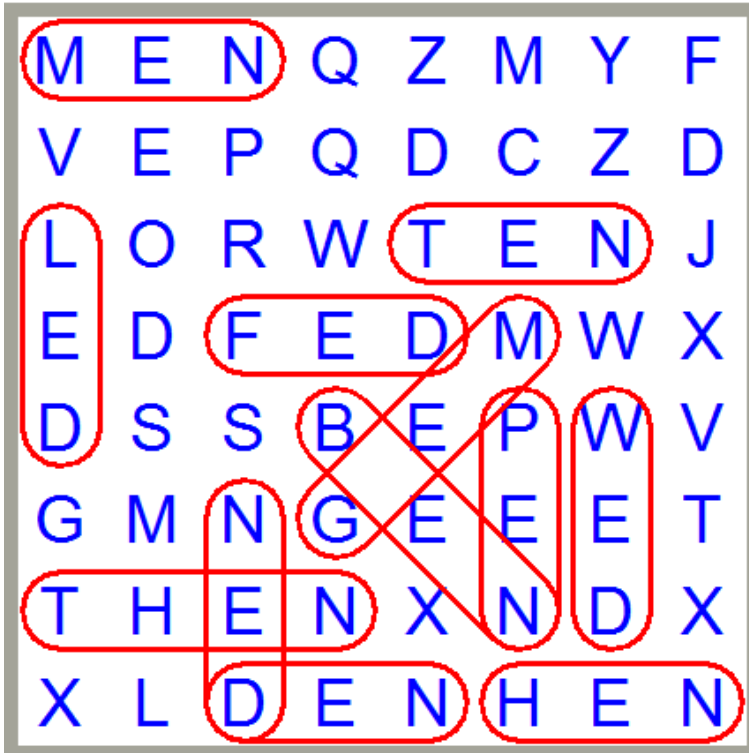


Fantastic Phonics

Puzzles

Copyright 2014 www.FantasticPhonics.com

Book 06 Puzzle – Style 1 Solution



Words used

HEN
PEN
MEN
TEN
DEN
BEN
THEN
FED
GEM
LED
WED
NED

Book 06 Puzzle – Style 2 Solution



Words used

HEN
PEN
MEN
TEN
DEN
BEN
THEN
FED
GEM
LED
WED
NED



Fantastic Phonics

Puzzles

Copyright 2014 www.FantasticPhonics.com